







## STEEL FURNITURE PRICE LIST - 01 JAN 2015

<u>FILING CABINETS</u>			<u>SIZE</u>	<u>PRICE</u>	<u>VAT (11%)</u>	<u>TOTAL</u>	
HS-02	2 DFC		19X24X29	13,600.00	1,496.00	15,096.00	
HS-03	3 DFC		19X24X42	16,280.00	1,790.80	18,070.80	
HS-04	4 DFC		19X24X54	19,890.00	2,187.90	22,077.90	
HS-05	5D LETTER TRAY CABINET		15X18X29	<b>18,070.00</b>	<b>1,987.70</b>	<b>20,057.70</b>	
HS-10	10D LETTER TRAY CABINET		15X18X29	<b>22,000.00</b>	<b>2,420.00</b>	<b>24,420.00</b>	
<u>TABLES</u>							
HS-11	EXEC TABLE. DRAWERS ON B/S & MIDDLE		66X36X29.5	38,780.00	4,265.80	43,045.80	
HS-12	EXEC TABLE. DRAWERS ON B/S & MIDDLE		66X30X29.5	37,390.00	4,112.90	41,502.90	
HS-13	EXEC TABLE. 2D ON ONE SIDE		66X30X29.5	22,470.00	2,471.70	24,941.70	
HS-SR	SIDE RETURN TO 66X30 S/S TABLE		36X15X28	5,350.00	588.50	5,938.50	
HS-14	EXEC TABLE. 2D ON ONE SIDE		54X30X29.5	21,000.00	2,310.00	23,310.00	
HS-15	JUNIOR EXEC TABLE. 3D ON ONE SIDE		47X30X29.5	22,140.00	2,435.40	24,575.40	
HS-15.1	JUNIOR EXEC TABLE. 2D ON ONE SIDE		47X30X29.5	19,250.00	2,117.50	21,367.50	
HS-15.2	JUNIOR EXEC TABLE. 2D ON ONE SIDE		47X25X29.5	18,810.00	2,069.10	20,879.10	
HS-15.3	JUNIOR EXEC TABLE. 1D ON ONE SIDE		47X30X29.5	14,970.00	1,646.70	16,616.70	
HS-15.4	JUNIOR EXEC TABLE. 1D ON ONE SIDE		47X25X29.5	14,520.00	1,597.20	16,117.20	
HS-17	PEONS TABLE WITH ONE DRAWER		36X25X29.5	12,910.00	1,420.10	14,330.10	
HS-18	TYPIST SIDE TABLE WITH SHELF		30X18X29.5	10,560.00	1,161.60	11,721.60	
<u>COMPUTER TABLES</u>							
HS-30	CT WITH PULL OUT TRAY AND CASTORS			42X26X29.5	14,210.00	1,563.10	15,773.10
HS-31	CT WITH PULL OUT TRAY AND CASTORS			42X18X29.5	13,600.00	1,496.00	15,096.00
HS-32	CT WITH PULL OUT TRAY AND CASTORS			36x26x29.5	12,070.00	1,327.70	13,397.70
HS-33	CT WITH PULL OUT TRAY AND CASTORS			36x18x29.5	11,460.00	1,260.60	12,720.60
HS-PS	PRINTER STAND WITH TWO SHELVES			22x16x33	10,870.00	1,195.70	12,065.70
<u>CUPBOARDS</u>							
HS-20	D/DOOR W/ 4 ADJ. SHELVES		36X18X72	22,000.00	2,420.00	24,420.00	
HS-21	D/DOOR GLASS W/ 4 ADJ. SHELVES		36X18X72	28,840.00	3,172.40	32,012.40	
HS-22	D/DOOR W/ 3 ADJ. SHELVES		36X18X48	19,710.00	2,168.10	21,878.10	
HS-23	D/DOOR SLIDING W/ 2 ADJ. SHELVES		36X18X48	19,710.00	2,168.10	21,878.10	
HS-X-SHELVES	72" CUPBOARD SHELVES			<b>1,340.00</b>	<b>147.40</b>	<b>1,487.40</b>	
<u>BOOK SHELVES</u>							
HS-40	RACK W/ CENTRE SHELF AND BACK OPEN		45X12X31	8,020.00	882.20	8,902.20	
HS-41	RACK WITH VINYL TOP, SHELF AND BACK COVER		45X14X29	9,550.00	1,050.50	10,600.50	
HS-42	RACK WITH VINYL TOP, SHELF AND BACK COVER		30X14X29	9,090.00	999.90	10,089.90	
<u>OTHER</u>							
HS-KB	KEY BOX HOLDER			5,980.00	657.80	6,637.80	

> FREE DELIVERY WITHIN COLOMBO CITY LIMITS ONLY

> PRICES SUBJECT TO CHANGE WITHOUT NOTICE

> ALL ITEMS HIGHLIGHTED : MANUFACTURED ON ORDER ONLY

## STEEL WORKMEN LOCKER PRICE LIST - 01 JAN 2015

**LOCKER UNIT SIZE: (EXTERNAL DIMENSIONS) - 74"H x 43"W x 18"D**

### PRICE WITH PADLOCK FACILITY:

			<u>PRICE</u>	<u>VAT (11%)</u>	<u>TOTAL</u>
HS-WL-06	06 CUBICLE WORKMAN'S LOCKER - 34"H x 13"W x 18"D		29,570.00	3,252.70	32,822.70
HS-WL-09	09 CUBICLE WORKMAN'S LOCKER - 22.5"H x 13"W x 18"D		32,450.00	3,569.50	36,019.50
HS-WL-12	12 CUBICLE WORKMAN'S LOCKER - 17"H x 13"W x 18"D		35,200.00	3,872.00	39,072.00
HS-WL-15	15 CUBICLE WORKMAN'S LOCKER - 13.5"H x 13"W x 18"D		37,950.00	4,174.50	42,124.50



74"H X 43"W X 18"D

### PRICE WITH KEYLOCK FACILITY

			<u>PRICE</u>	<u>VAT (12%)</u>	<u>TOTAL</u>
HS-WL-06	06 CUBICLE WORKMAN'S LOCKER - 34"H x 13"W x 18"D		33,770.00	3,714.70	37,484.70
HS-WL-09	09 CUBICLE WORKMAN'S LOCKER - 22.5"H x 13"W x 18"D		38,750.00	4,262.50	43,012.50
HS-WL-12	12 CUBICLE WORKMAN'S LOCKER - 17"H x 13"W x 18"D		43,600.00	4,796.00	48,396.00
HS-WL-15	15 CUBICLE WORKMAN'S LOCKER - 13.5"H x 13"W x 18"D		48,450.00	5,329.50	53,779.50

- > FREE DELIVERY WITHIN COLOMBO CITY LIMITS
- > PRICES SUBJECT TO CHANGE WITHOUT NOTICE
- > ALL WORKMAN'S LOCKERS MANUFACTURED ON ORDER ONLY